

# Installation Guide

Unmanaged Desktop PoE Switch

## LED Explanation

**Power** ○ Power

On: Power on  
Off: Power off

**PoE Status** ○ PoE Status

Port 1-4 (for TL-SF1008LP/TL-SF1008P)/  
Port 1-8 (for TL-SF1009P/TL-SL1210MP)  
On: PoE power provided  
Flashing: Current-overload/ Short-circuit  
Off: No PoE power provided

**Link/Act** ○ Link/Act

Port 1-8/Port 1-9 (for TL-SF1009P)/  
Uplink 1, Uplink2 (for TL-SL1210MP)  
On: Link present but no activity  
Flashing: Transmitting/receiving data  
Off: No link

**PoE MAX** ○ PoE MAX

**TL-SF1008LP**  
On:  $34\text{ W} \leq \text{Total power supply} < 41\text{ W}$   
Flashing: Total power supply = 41 W  
Off: Total power supply < 34 W

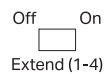
**TL-SF1008P**  
On:  $59\text{ W} \leq \text{Total power supply} < 66\text{ W}$   
Flashing: Total power supply = 66 W  
Off: Total power supply < 59 W

**TL-SF1009P**  
On:  $58\text{ W} \leq \text{Total power supply} < 65\text{ W}$   
Flashing: Total power supply = 65 W  
Off: Total power supply < 58 W

**TL-SL1210MP**  
On:  $117\text{ W} \leq \text{Total power supply} < 124\text{ W}$   
Flashing: Total power supply = 124 W  
Off: Total power supply < 117 W

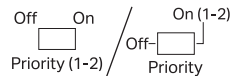
## Switches Explanation

**Extend (1-4)** (for TL-SF1008LP/TL-SF1008P)



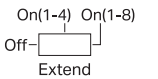
Off: Port 1-4 run at 10/100 Mbps and support PoE power supply up to 100 m away.  
On: Port 1-4 run at 10 Mbps and support PoE power supply up to 250 m away.

**Priority (1-2)/Priority** (except TL-SL1210MP)



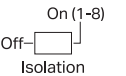
Off: All the ports transmit data with the same priority.  
On/On (1-2): Port 1-2 transmit data with a higher priority than other ports.

**Extend** (for TL-SF1009P and TL-SL1210MP)



Off: Port 1-8 run at 10/100 Mbps and support PoE power supply up to 100 m away.  
On (1-4): Port 1-4 run at 10 Mbps and support PoE power supply up to 250 m away.  
On (1-8): Port 1-8 run at 10 Mbps and support PoE power supply up to 250 m away.

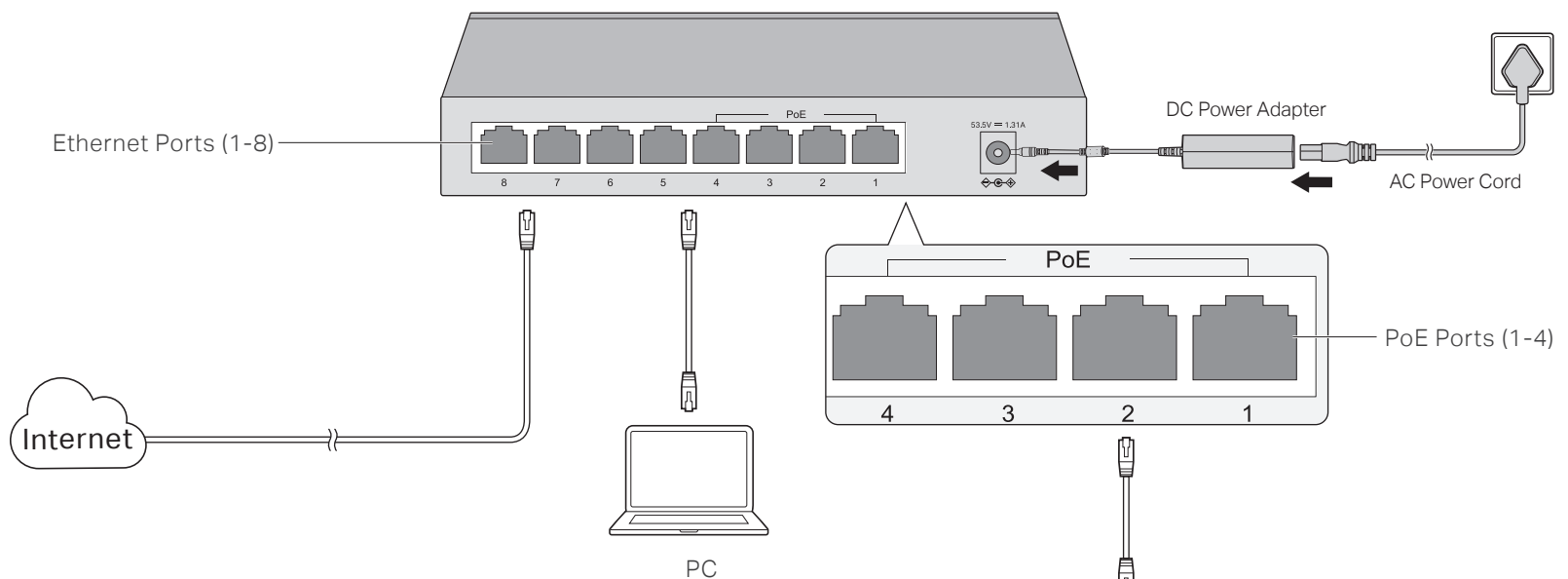
**Isolation** (for TL-SF1009P and TL-SL1210MP)



Off: Port 1-8 can transmit data with every port.  
On (1-8): Port 1-8 cannot transmit data with each other. They can transmit data only with the uplink port.

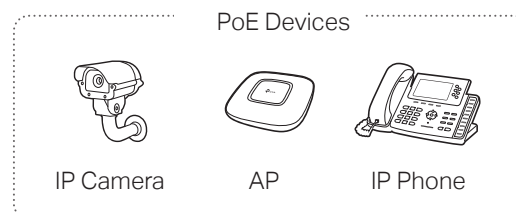
Note: For simplicity, we will take TL-SF1008P for example throughout the Guide.

## Connection



**Note:**

- TL-SL1210MP has two uplink ports, which typically connect to uplink devices like routers. Uplink 1 is an SFP port and works with a 1000 Mbps SFP module. Uplink 2 is an RJ45 port.
- PoE ports can also connect to non-PoE devices, but only transmit data.
- TL-SF1008LP can supply up to 15.4 W for each PoE port and 41 W for all PoE ports.  
TL-SF1008P can supply up to 30 W for each PoE port and 66 W for all PoE ports.  
TL-SF1009P can supply up to 30 W for each PoE port and 65 W for all PoE ports.  
TL-SL1210MP can supply up to 30 W for each PoE port and 124 W for all PoE ports.



# Frequently Asked Questions (FAQ)

## Q1. The Power LED is not lit.

The Power LED should be lit when the power system is working normally. If the Power LED is not lit, please check as follows:

**A1:** Make sure the AC power cord is connected the switch with power source properly.

**A2:** Make sure the voltage of the power supply meets the requirements of the input voltage of the switch.

**A3:** Make sure the power source is on.

## Q2. The Link/Act LED is not lit when a device is connected to the corresponding port.

It is recommended that you check the following items:

**A1:** Make sure that the cable connectors are firmly plugged into the switch and the device.


**A2:** Make sure the connected device is turned on and working well.


**A3:** The cable must be less than 100 meters long (328 feet). If Extend Mode is enabled, it should be less than 250 meters (820 feet).

## Q3. Why are PoE ports not supplying power for PoE devices?

When the total power consumption of connected PoE devices exceeds the maximum, the PoE port with a smaller port number has a higher priority. The system will cut off power to the ports with larger port numbers to ensure supplying to other ports.

Take TL-SF1008P as an example. If port 1, 2 and 4 are consuming 15.4 W respectively, and an additional PoE device with 20 W is inserted to port 3, the system will cut off the power of port 4 to compensate for the overload.

 To ask questions, find answers, and communicate with TP-Link users or engineers, please visit <https://community.tp-link.com> to join TP-Link Community.

 For technical support and other information, please visit <https://www.tp-link.com/support>, or simply scan the QR code.

 If you have any suggestions or needs on the product guides, welcome to email [techwriter@tp-link.com.cn](mailto:techwriter@tp-link.com.cn).



# Specifications

## General Specifications

Standard	IEEE 802.3i, IEEE 802.3u, IEEE 802.3x, IEEE 802.3af, IEEE802.3at (Except TL-SF1008LP) IEEE 802.3ab (Only for TL-SL1210MP) IEEE 802.3z (Only for TL-SL1210MP)
Protocol	CSMA/CD
Interface	TL-SF1008LP/TL-SF1008P: 8 10/100 Mbps RJ45 Ports Auto-Negotiation/Auto MDI/MDIX PoE Ports: Port 1-4 TL-SF1009P: 9 10/100 Mbps RJ45 Ports Auto-Negotiation/Auto MDI/MDIX PoE Ports: Port 1-8 TL-SL1210MP: 8 10/100 Mbps RJ45 Ports Auto-Negotiation/Auto MDI/MDIX 1 10/100/1000 Mbps RJ45 Port 1 1000 Mbps SFP Port PoE Ports: Port 1-8
Network Media (Cable)	10BASE-T: UTP category 3, 4, 5 cable (maximum 100 m) EIA/TIA-568 100Ω STP (maximum 100 m) 100BASE-TX: UTP category 5, 5e cable (maximum 100 m) EIA/TIA-568 100Ω STP (maximum 100 m) 1000BASE-T (Only for TL-SL1210MP): UPT category 5e cable or above (maximum 100m) EIA/TIA-568 100Ω STP (maximum 100 m) 1000BASE-SX/LX/LX10/BX10 (Only for TL-SL1210MP): MMF, SMF
Switching Capacity	TL-SF1008LP/TL-SF1008P: 1.6 Gbps TL-SF1009P: 1.8 Gbps TL-SL1210MP: 5.6 Gbps
MAC Address Table	2K
Transfer Method	Store-and-Forward
MAC Address Learning	Automatically learning, automatically aging
Power Supply	External Power Adapter Input: 100-240 VAC, 50/60 Hz Output: TL-SF1008LP: 53.5 VDC/0.81 A TL-SF1008P/TL-SF1009P: 53.5 VDC/1.31 A TL-SL1210MP: 53.5 VDC/2.43 A
Wall Mountable	Yes
Distance Between Mounting Holes	TL-SF1008LP/TL-SF1008P/TL-SF1009P: 105 mm TL-SL1210MP: 150 mm

## Environmental and Physical Specifications

Certification	FCC, CE, RoHS
Operating Temperature	0 °C to 40 °C (32 °F to 104 °F)
Storage Temperature	-40 °C to 70 °C (-40 °F to 158 °F)
Operating Humidity	10% to 90% non-condensing
Storage Humidity	5% to 90% non-condensing

## PoE Disclaimer

The speed of the ports in extend mode will downgrade to 10 Mbps. The actual transmission distance may vary due to power consumption of PoE-powered devices or the cable quality and type.

PoE budget calculations are based on laboratory testing. Actual PoE power budget is not guaranteed and will vary as a result of client limitations and environmental factors.

## EU Declaration of Conformity

TP-Link hereby declares that the device is in compliance with the essential requirements and other relevant provisions of directives 2014/30/EU, 2014/35/EU, 2009/125/EC, 2011/65/EU and (EU)2015/863.

The original EU declaration of conformity may be found at <https://www.tp-link.com/en/ce>.

## Safety Information

- Keep the device away from water, fire, humidity or hot environments.
- Do not attempt to disassemble, repair, or modify the device. If you need service, please contact us.
- Do not use damaged charger or USB cable to charge the device.
- Do not use any other chargers than those recommended.
- Adapter shall be installed near the equipment and shall be easily accessible.
- Place the device with its bottom surface downward.

